

KNAUF



Knauf Metal Product Range

Disclaimer

Products manufactured and systems designed by Knauf are produced in accordance with the Building Code of Australia and relevant Australian Standards. Information in this document is to be used as a guide only and is subject to project approval as many aspects of construction are not comprehensively covered. It is also the responsibility of the project to determine if Knauf's products and systems are suitable for the intended application. Knauf Plasterboard Pty Ltd will not be held responsible for any claims resulting from the installation of its metal products or other associated products not in accordance with the recommendations of the manufacturer's technical literature or relevant Australian Standards.

Knauf technical information is regularly updated. To ensure this document is current with the latest information, visit: knaufmetal.com.au or knaufplasterboard.com.au or please contact Knauf's Customer Service Centre on **1300 725 675 (Knauf Metal)** or **1300 724 505 (Knauf Plasterboard)**.

Version 1

March 2018





Knauf Metal is a comprehensive range of metal framing components for use with wall and ceiling linings. All metal components are corrosion resistant for Australian conditions and Standards. Studs along with many other components, are made from 'Next Generation' Zinalume AM150 coated G300 steel for extra strength and corrosion resistance.

Contents

Stud & Track	2
Top Hat Facade Systems	10
Concealed Ceiling Systems	12
Clips	16
Acoustic Systems	19
Grid Exposed Grid Ceiling Systems	21
Beads & Angles	23
Access Panels	30
Knauf Metal Warranty	32
Materials Handling & Safety Data	33
Delivery & Transport Policy	34
Terms & Conditions	35

STUD & TRACK

Stud

NAME	IMAGE	WIDTH (mm)	BMT (mm)	LENGTH (mm)	APPROX KG/PIECE	SHORT CODE
Stud 51		51	0.5	2400	1.24	AWSL51-05-24
				2700	1.39	AWSL51-05-27
				3000	1.55	AWSL51-05-30
				3600	1.86	AWSL51-05-36
Stud 64		64	0.5	2400	1.36	AWSL64-05-24
				2700	1.52	AWSL64-05-27
				3000	1.70	AWSL64-05-30
				3600	2.04	AWSL64-05-36
				4200	2.38	AWSL64-05-42
				4800	2.72	AWSL64-05-48
				6000 *	3.39	AWSL64-05-60
			0.75	2400 *	2.00	AWSL64-075-24
				2700	2.25	AWSL64-075-27
				3000	2.50	AWSL64-075-30
				3600	3.00	AWSL64-075-36
				4200	3.50	AWSL64-075-42
				4800	3.51	AWSL64-075-48
				6000	5.00	AWSL64-075-60
			1.15	2400 *	3.02	AWSL64-115-24
				2700	3.40	AWSL64-115-27
				3000	3.78	AWSL64-115-30
				3600	4.53	AWSL64-115-36
				4200 *	5.29	AWSL64-115-42
4800	6.05	AWSL64-115-48				
6000	7.56	AWSL64-115-60				

* Minimum order quantities and lead times may apply.

STUD & TRACK

Stud

NAME	IMAGE	WIDTH (mm)	BMT (mm)	LENGTH (mm)	APPROX KG/PIECE	SHORT CODE
Stud 76		76	0.55	2400	1.66	AWSL76-055-24
				2700	1.87	AWSL76-055-27
				3000	2.08	AWSL76-055-30
				3600	2.49	AWSL76-055-36
				4200	2.91	AWSL76-055-42
				4800	3.32	AWSL76-055-48
			6000 *	4.15	AWSL76-055-60	
			0.75	2400 *	2.23	AWSL76-075-24
				2700	2.41	AWSL76-075-27
				3000	2.68	AWSL76-075-30
				3600	3.22	AWSL76-075-36
				4200	3.76	AWSL76-075-42
				4800	4.46	AWSL76-075-48
			6000	5.58	AWSL76-075-60	
			1.15	2400 *	3.38	AWSL76-115-24
				2700	3.80	AWSL76-115-27
				3000	4.22	AWSL76-115-30
				3600	5.07	AWSL76-115-36
4200 *	5.91	AWSL76-115-42				
4800 *	6.76	AWSL76-115-48				
6000 *	8.45	AWSL76-115-60				

* Minimum order quantities and lead times may apply.

STUD & TRACK


Stud

NAME	IMAGE	WIDTH (mm)	BMT (mm)	LENGTH (mm)	APPROX KG/PIECE	SHORT CODE
Stud 92		92	0.55	2400	1.80	AWSL92-055-24
				2700	2.03	AWSL92-055-27
				3000	2.25	AWSL92-055-30
				3600	2.70	AWSL92-055-36
				4200	3.15	AWSL92-055-42
				4800	3.60	AWSL92-055-48
				6000	4.51	AWSL92-055-60
			0.75	2400	2.42	AWSL92-075-24
				2700	2.73	AWSL92-075-27
				3000	3.03	AWSL92-075-30
				3600	3.64	AWSL92-075-36
				4200	4.24	AWSL92-075-42
				4800	4.85	AWSL92-075-48
				6000	6.06	AWSL92-075-60
			1.15	7200 *	7.27	AWSL92-075-72
				2400	3.67	AWSL92-115-24
				2700	4.13	AWSL92-115-27
				3000	4.58	AWSL92-115-30
				3600	5.50	AWSL92-115-36
				4200	6.42	AWSL92-115-42
				4800	7.34	AWSL92-115-48
6000	9.17	AWSL92-115-60				
7200 *	11.00	AWSL92-115-72				

* Minimum order quantities and lead times may apply.

STUD & TRACK

Stud

NAME	IMAGE	WIDTH (mm)	BMT (mm)	LENGTH (mm)	APPROX KG/PIECE	SHORT CODE
Stud 150		150	0.75	2700 •	3.75	AWSL150-075-27
				3000	4.17	AWSL150-075-30
				3600	5.00	AWSL150-075-36
				4200 •	5.84	AWSL150-075-42
				4800	6.67	AWSL150-075-48
				6000	8.34	AWSL150-075-60
				7200 •	10.00	AWSL150-075-72
			1.15	2700 •	5.68	AWSL150-115-27
				3000	6.31	AWSL150-115-30
				3600	7.57	AWSL150-115-36
				4200 •	8.83	AWSL150-115-42
				4800	10.09	AWSL150-115-48
				6000	12.61	AWSL150-115-60
				7200 •	15.14	AWSL150-115-72

• Minimum order quantities and lead times may apply.

STUD & TRACK

Track

NAME	IMAGE	WIDTH (mm)	BMT (mm)	LENGTH (mm)	APPROX KG/PIECE	SHORT CODE
Track 51		51	0.5 *	3000	1.45	AT51-05-30
Track 64		64	0.5 *	3000	1.50	AT64-05-30
			0.7	3000	2.20	AT64-070-30
			1.15	3000	3.33	AT64-115-30
Track 76		76	0.5 *	3000	1.86	AT76-050-30
			0.7	3000	2.79	AT76-070-30
			1.15	3000	3.33	AT76-115-30
Track 92		92	0.5 *	3000	2.07	AT92-050-30
			0.7	3000	2.79	AT92-070-30
			1.15	3000	4.11	AT92-115-30
Track 150		150	0.75	3000	3.85	AT150-075-30
			1.15	3000	5.83	AT150-115-30

* Safety lip

STUD & TRACK

DH Track


NAME	IMAGE	WIDTH (mm)	BMT (mm)	LENGTH (mm)	APPROX KG/PIECE	SHORT CODE
DH Track 51		51	0.55 *	3000	2.11	ADHT51-055-30
DH Track 64		64	0.55 *	3000	2.21	ADHT64-055-30
			0.70	3000	2.98	ADHT64-070-30
			1.15	3000 *	3.78	ADHT64-115-30
DH Track 76		76	0.55 *	3000	2.32	ADHT76-055-30
			0.70	3000	2.98	ADHT76-070-30
			1.15	3000 *	4.50	ADHT76-115-30
DH Track 92		92	0.55 *	3000	2.59	ADHT92-055-30
			0.70	3000	3.49	ADHT92-070-30
			1.15	3000	5.17	ADHT92-115-30
DH Track 150		150	0.75	3000	4.48	ADHT150-075-30
			1.15	3000	6.78	ADHT150-115-30
DH Track Slotted		92	1.15	3000	5.17	ASDHT92-115-30

• Minimum order quantities and lead times may apply.



* Safety lip

STUD & TRACK

Track Flexible

NAME	IMAGE	WIDTH (mm)	BMT (mm)	LENGTH (mm)	APPROX KG/PIECE	SHORT CODE
Track Flexible		51	0.55	2400	1.35	ATFLEX51-2400
		64	0.55	2400	1.58	ATFLEX64-2400
		76	0.55	2400 *	1.71	ATFLEX76-2400
		92	0.75	2400	1.86	ATFLEX92-2400


Jamb

NAME	IMAGE	WIDTH (mm)	BMT (mm)	LENGTH (mm)	APPROX KG/PIECE	SHORT CODE
Jamb 92		92	1.50	2700 *	7.91	SHJ926315-27
				3000	8.79	SHJ926315-30
				3600	10.55	SHJ926315-36
				4200 *	12.31	SHJ926315-42
Jamb Connector Bracket		85	1.8	67	0.15	AJCB





* Minimum order quantities and lead times may apply.

STUD & TRACK

AcousticStud

NAME	IMAGE	WIDTH (mm)	BMT (mm)	LENGTH (mm)	APPROX KG/PIECE	SHORT CODE
AcousticStud		92	0.55	2400 •	2.48	AAS92-055-24
				2700	2.79	AAS92-055-27
				3000	3.10	AAS92-055-30
				3600	3.72	AAS92-055-36
				4200	4.34	AAS92-055-42
				4800 •	4.96	AAS92-055-48
				6000 •	6.20	AAS92-055-60

Nogging Track

NAME	IMAGE	WIDTH (mm)	BMT (mm)	LENGTH (mm)	APPROX KG/PIECE	HOLE SPACING (α)	SHORT CODE
Nogging Track 64		64	0.7	3670	2.73	300 •	ANT64-300-3670
					2.73	400 •	ANT64-400-3670
					2.73	450	ANT64-450-3670
					2.73	600	ANT64-600-3670
Nogging Track 76		76			3.10	300 •	ANT76-300-3670
					3.10	400 •	ANT76-400-3670
					3.10	450	ANT76-450-3670
					3.10	600	ANT76-600-3670
Nogging Track 92		92			3.46	300 •	ANT92-300-3670
					3.46	400 •	ANT92-400-3670
					3.46	450	ANT92-450-3670
					3.46	600	ANT92-600-3670
Nogging Track 150		150			4.78	300 •	ANT150-300-3670
					4.78	400 •	ANT150-400-3670
					4.78	450	ANT150-450-3670
					4.78	600	ANT150-600-3670

• Minimum order quantities and lead times may apply.

FACADE SYSTEMS



Top Hat


NAME	IMAGE	WIDTH (mm)	LEG HEIGHT (α) (mm)	BMT (mm)	LENGTH (mm)	APPROX KG/PIECE	SHORT CODE
Top Hat 50	<p>$l = 20\text{mm}$ for TH50-35-115</p>	50	15	1.15	3600	3.33	ATH50/15-115-36
					6000	6.66	ATH50/15-115-60
			25	0.75	6000	7.40	ATH50/25-115-60
					6000	5.66	ATH50/35-075-60
			35	1.15	7200 •	6.79	ATH50/35-075-72
					3600	4.9	ATH50/35-115-36
					6000	8.22	ATH50/35-115-60
					7200	9.87	ATH50/35-115-72
					6000 •	10.05	ATH50/50-115-60
					7200 •	12.06	ATH50/50-115-72
Top Hat 75	<p>$l = 20\text{mm}$ for TH75-35-115</p>	75	35	1.15	3600 •	5.83	ATH75/35-115-36
					6000 •	9.72	ATH75/35-115-60
					7200 •	11.67	ATH75/35-115-72
Top Hat 120	<p>$l = 20\text{mm}$ for TH120-35-115</p>	120	35	1.15	6000	12.61	AFSTH120-115-60
					7200	15.14	AFSTH120-115-72

For custom orders within our Top Hat range, please contact our customer service team on 1300 724 505 to discuss your specific requirements.


- Minimum order quantities and lead times may apply.

FACADE SYSTEMS


Strip

NAME	IMAGE	WIDTH (mm)	BMT (mm)	LENGTH (mm)	APPROX KG/PIECE	SHORT CODE
Strip Facade System Horizontal Backing		50	0.42	1190	0.28	AFSBS-1190
				2390	0.57	AFSBS-2390
				2990	0.71	AFSBS-2990

Flash

NAME	IMAGE	WIDTH (mm)	BMT (mm)	LENGTH (m)	APPROX KG/PIECE	SHORT CODE
Flash		71	0.42	25	6.13	AFSGALFLASHBLAC

Accessories

NAME	IMAGE	WIDTH (mm)	THICKNESS (mm)	LENGTH (m)	APPROX KG/PIECE	SHORT CODE
Facade System EPDM Foam Tape		48	3	25	0.25	AFSTAPE

• Minimum order quantities and lead times may apply.

CONCEALED CEILING SYSTEMS



Furring Channel

NAME	IMAGE	DEPTH (mm)	BMT (mm)	LENGTH (mm)	APPROX KG/PIECE	SHORT CODE
Furring Channel FC 18		18	0.42	2400	0.74	AFC18-24
				2700	0.83	AFC18-27
				3000	0.92	AFC18-30
				3600	1.10	AFC18-36
				4800	1.47	AFC18-48
				6000	1.84	AFC18-60
Furring Channel FC 28		28	0.42	2400	0.97	AFC28-24
				2700	1.10	AFC28-27
				3000	1.21	AFC28-30
				3600	1.46	AFC28-36
				4800	1.94	AFC28-48
				6000	2.43	AFC28-60
NAME	IMAGE	WIDTH (mm)	BMT (mm)	LENGTH (mm)	APPROX KG/PIECE	SHORT CODE
Furring Channel 18 J-Track		18	0.50	3000	0.84	AT18-30
Furring Channel 28 J-Track		28	0.50	3000	0.95	AT28-30

CONCEALED CEILING SYSTEMS

NAME	IMAGE	DEPTH (mm)	BMT (mm)	LENGTH (mm)	APPROX KG/PIECE	SHORT CODE
Furring Channel 18 Curve		18	0.42	2400 *	0.74	AFC18-24CURVE
				2700 *	0.83	AFC18-27CURVE
				3000 *	0.92	AFC18-30CURVE
				3600 *	1.10	AFC18-36CURVE
				4800 *	1.47	AFC18-48CURVE
				6000 *	1.84	AFC18-60CURVE
Furring Channel Recessed		13	0.50	6000 *	2.43	SP333-6000

Top Cross Rail

NAME	IMAGE	DEPTH (mm)	BMT (mm)	LENGTH (mm)	APPROX KG/PIECE	SHORT CODE
Top Cross Rail 25		25	0.75	3600	1.88	ATCR25-36
				4800	2.50	ATCR25-48
				6000	3.13	ATCR25-60
Top Cross Rail 38		38	0.75	4800	3.26	ATCR38-48
Top Cross Rail 25 Curve		25	0.75	3600 *	1.88	ATCR25-36CURVE
				4800 *	2.50	ATCR25-48CURVE
				6000 *	3.13	ATCR25-60CURVE

* Minimum order quantities and lead times may apply.

CONCEALED CEILING SYSTEMS








Battens

NAME	IMAGE	DEPTH (mm)	WIDTH (mm)	BMT (mm)	LENGTH (mm)	APPROX KG/PIECE	SHORT CODE
Domestic Batten 16		16	35	0.38	4800	1.11	AFCDB-48
					6000	1.39	AFCDB-60
Back Blocking Batten 16		16	35	0.38	300	0.07	AFCBBB-0300
Cyclonic Batten 22		22	30	0.42	6100	2.21	AFCCB22-61
Cyclonic Batten 35		35	35	0.42	4800 •	2.20	AFCCB35-48
					6000 •	2.76	AFCCB35-60

• Minimum order quantities and lead times may apply.

CONCEALED CEILING SYSTEMS

Fixings

NAME	IMAGE	WIDTH (mm)	(mm)	LENGTH (mm)	APPROX KG/PIECE	SHORT CODE
6x60mm Suspension Rod Anchor		6	n/a	60	0.20	ACTP60
80mm Tap In Anchor		6	n/a	80	0.15	ACTP80
6x120mm Tap In Anchor		6	n/a	120	0.155	ACTP120
6x150mm Tap In Anchor		6	n/a	150 *	0.019	ACTP150
Nuts		9	M6	9 *	0.0045	ACTRN-M6
Rod Threaded One End 75		6	6	300 *	0.049	ACTROE-0300MM
				600 *	0.098	ACTROE-0600MM
				900 *	0.146	ACTROE-0900MM
				1200 *	0.195	ACTROE-1200MM
				1800 *	0.293	ACTROE-1800MM
				2400 *	0.39	ACTROE-2400MM
				3000 *	0.488	ACTROE-3000MM
				3600 *	0.585	ACTROE-3600MM
Suspension Rod 5		5	5	3600	0.5593	AC21-3600
				6000 *	0.9322	AC21-3600

* Minimum order quantities and lead times may apply.

CONCEALED CEILING SYSTEMS

Clip - Suspension Rod Clips

NAME	IMAGE	WIDTH (mm)	BMT (mm)	LENGTH (mm)	APPROX KG/PIECE	SHORT CODE
Clip Suspension Rod Bracket Multi Purpose		25	1.15	85	0.0267	AC47-74
Clip Spring Adjustable Direct Fix		38	0.80	105 •	0.0325	AC60DF
Clip Spring Adjustable Direct Fix L		38	0.80	77 •	0.0325	AC60LDF
Clip Suspension Rod Bracket Flat		25	1.15	107	0.0267	AC74

Clip - Top Cross Rail Clips

NAME	IMAGE	WIDTH (mm)	BMT (mm)	LENGTH (mm)	APPROX KG/PIECE	SHORT CODE
Clip Top Cross Rail Direct Fix Clip - Slab		38	0.8	60 •	0.029	AC24
Clip Spring Adjustable AC21 to Top Cross Rail Clip		38	0.8	90	0.0325	AC60
Clip Side Mount Spring Hanger AC21 to TCR		60	0.8	52	0.03	AC61S
Clip Top Cross Rail Direct Fix Clip - Purlin		50	0.8	90 •	0.0303	AC66
Clip Adj. TCR Direct Fix		44	1.15	100 •	0.0710	ACTCR-100
				200 •	0.1074	ACTCR-200
				300 •	0.1485	ACTCR-300
Clip Adj. TCR Direct Fix M6		44	1.15	100 •	0.0220	ACTCR/M6-100

• Minimum order quantities and lead times may apply.

CONCEALED CEILING SYSTEMS






Clip - Furring Channel Clips

NAME	IMAGE	WIDTH (mm)	BMT (mm)	LENGTH (mm)	APPROX KG/PIECE	SHORT CODE
Clip Furring Channel Direct Fix 180mm Drop		65	0.9	205	0.0947	AC26-180
Clip Furring Channel Direct Fix 80mm Drop		65	0.9	110	0.0478	AC26-80
Clip Furring Channel Anchor Clip 7.5m Hole		45	1.15	67	0.0572	AC37-7H
Clip Furring Channel Anchor Clip M6 Thread		45	1.15	70	0.0799	AC37-M6
Clip Furring Channel Joiner		50	1.15	100	0.0455	AC38
Clip Furring Channel to Top Cross Rail - Klik Clak		12	0.75	64	0.0291	AC39
Clip Spring Adjustable C26 Clip Furring Channel		65	0.9 / 0.8	110 *	0.0117	AC52
Clip Furring Channel to Top Cross Rail Swivel Clip		52	0.75 / 1.15	70 *	0.0291	AC79S
Clip GripClip (Wall Use Only)		75	1.5	29	0.040	ACGRIP
Clip GripClip Long (Wall Use Only)		75	1.5	49	0.060	ACGRIP-LONG
Clip Furring Channel Adjustable Mount		50	0.8	25	0.0408	ACFCAM




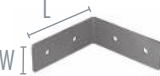
* Minimum order quantities and lead times may apply.

CONCEALED CEILING SYSTEMS

Clip - Batten Clips

NAME	IMAGE	WIDTH (mm)	BMT (mm)	LENGTH (mm)	APPROX KG/PIECE	SHORT CODE
Clip Domestic Batten Direct Fix 150mm Drop		45	0.75	150	0.0422	ACDB26-150
Clip Domestic Batten Direct Fix 80mm Drop		45	0.75	80	0.0234	ACDB26-80
Clip Domestic Batten Anchor Clip		37	0.8	50	0.0293	ACDB37
Clip Domestic Batten Joiner		34	0.55	110	0.0328	ACDB38
Clip Domestic Batten to Top Cross Rail		20	1.15	50	0.0267	ACDB39

Clip - Miscellaneous Clips


NAME	IMAGE	WIDTH (mm)	BMT (mm)	LENGTH (mm)	APPROX KG/PIECE	SHORT CODE
Clip Encasement Clip		50	0.5	20 •	0.022	AC.ENCAS
Clip Staggered Stud Clip		3	n/a	30 •	0.02	AC126
Clip Spring Adjustable Suspension Rod Joiner		25	0.8	80	0.0125	AC54
Clip Wall Angle Bracket		15	0.8	45	0.0146	AC88

• Minimum order quantities and lead times may apply.

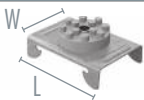



ACOUSTIC SYSTEMS



AcousticStud






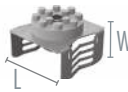



NAME	IMAGE	WIDTH (mm)	BMT (mm)	LENGTH (mm)	APPROX KG/PIECE	SHORT CODE
AcousticStud		92	0.55	2400 *	2.48	AAS92-055-24
				2700	2.79	AAS92-055-27
				3000	3.10	AAS92-055-30
				3600	3.72	AAS92-055-36
				4200	4.34	AAS92-055-42
				4800 *	4.96	AAS92-055-48
				6000 *	6.20	AAS92-055-60

Clip - Acoustics

NAME	IMAGE	WIDTH (mm)	BMT (mm)	LENGTH (mm)	APPROX KG/PIECE	SHORT CODE
Clip FC Resilient Mount		40	1.15	80	0.0572	AC001
Clip Chase Wall Mount		35	1.15	210 *	0.0620	AC001-CH
Clip Furring Channel Screw Adjustable Mount		35	1.15	67 *	0.04	ACFCSAM
Clip Concrete to Stud Wall Mount		35	1.15	110 *	0.059	AC001-DCS

* Minimum order quantities and lead times may apply.

ACOUSTIC SYSTEMS


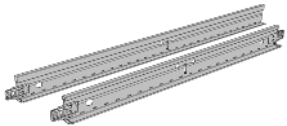



NAME	IMAGE	WIDTH (mm)	BMT (mm)	LENGTH (mm)	APPROX KG/PIECE	SHORT CODE
Clip FC Resilient Mount Threaded		40	1.15	80 *	0.0572	AC001M6
Clip Purlin Direct Fix Clip to FC		35	1.15	130 *	0.13	AC001-PC
Clip TCR to FC Resilient		40	1.15	80	0.0350	AC79SRES
Clip GripClip Resilient		75	1.5	40 *	0.085	ACGRIP-RES
Clip GripClip Resilient Long		75	1.5	63 *	0.100	ACGRIP-RESLONG
Clip FC Adjustable Resilient Mount		25	0.8	25 *	0.0388	ACFCRESAM
Clip Adj TCR Resilient		30	1.15	100 *	0.07	ACTCRRES-100
				200 *	0.1030	ACTCRRES-200
				300 *	0.144	ACTCRRES-300
Clip Adj TCR M6 Thread		30	1.15	100 *	0.07	ACTCRRESM6-100
				200 *	0.1030	ACTCRRESM6-200
				300 *	0.144	ACTCRRESM6-300
Clip Isolation Hanger		n/a	n/a	n/a *	0.03	ACRAIH-05

* Minimum order quantities and lead times may apply.

EXPOSED GRID CEILING SYSTEMS





Grid

NAME	IMAGE	HEIGHT (mm)	BMT (mm)	LENGTH (mm)	APPROX KG/PIECE	SHORT CODE
Grid Main Runner		38	0.33	3600	1.06	AXGSMR38-36
Grid Cross Runner		33	0.33	600	0.15	AXGSCR32-06
		38	0.33	1200	0.37	AXGSCR38-12
Grid Steel Wall Angle		24	0.42	3600	0.60	AXGSWA2419-36
Grid Steel Wall Angle Shadow Line		24	0.42	3600	0.75	AXGSTEELWASL-36
Grid Aluminium Wall Angle SL		24		3600 *	0.568	AXGALUMWASL-36

* Minimum order quantities and lead times may apply.

EXPOSED GRID CEILING SYSTEMS

Clip - Grid Ceiling Clips

NAME	IMAGE	WIDTH (mm)	BMT (mm)	LENGTH (mm)	APPROX KG/PIECE	SHORT CODE
Clip Main Runner to Threaded Rod Clip <i>(for heavy duty cross and main runner only not to be used on 32 mm intermediate cross runners)</i>				55 •	0.06	CMR2TR2
Clip Main Runner Suspension Hook and Suspension Rod Clip		15		135	0.02	AC409

• Minimum order quantities and lead times may apply.

BEADS & ANGLES





Steel Angles

NAME	IMAGE	WIDTH (mm)	BMT (mm)	LENGTH (mm)	APPROX KG/PIECE	SHORT CODE
External Angle 90		30	0.38	2400	0.3362	AP90EX24
				2700	0.3782	AP90EX27
				3000	0.4203	AP90EX30
				3600	0.5043	AP90EX36
External Angle 135		30	0.38	2400	0.3362	AP135EX24
				2700	0.3782	AP135EX27
				3000	0.4203	AP135EX30
				3600 *	0.5043	AP135EX36
Internal Angle 90		30	0.38	2400	0.3362	AP90INT24
				2700	0.3782	AP90INT27
				3000	0.4203	AP90INT30
				3600	0.5043	AP90INT36
Internal Angle 135		30	0.38	2400	0.3362	AP135INT24
				2700	0.3782	AP135INT27
				3000	0.4203	AP135INT30
				3600 *	0.5043	AP135INT36


* Minimum order quantities and lead times may apply.

BEADS & ANGLES




Stopping Angles

NAME	IMAGE	DEPTH (mm)	BMT (mm)	LENGTH (mm)	APPROX KG/PIECE	SHORT CODE
Stopping Angle		10	0.38	3000	0.2961	APSA1030
		13			0.2961	APSA1330
		16			0.3479	APSA1630
		20	0.38	3000 *	0.3479	APSA2030
Shadowline Stopping Angle		6	0.30	3000 *	0.30	APSASL0630
		10	0.38	3000	0.40	APSASL30

Archway Beads

NAME	IMAGE	WIDTH (mm)	BMT (mm)	LENGTH (mm)	APPROX KG/PIECE	SHORT CODE
Archway Bead		30	0.38	3000	0.1583	APAWB30


Render Beads

NAME	IMAGE	WIDTH (mm)	BMT (mm)	LENGTH (mm)	APPROX KG/PIECE	SHORT CODE
Render Bead 1.5		32	0.38	2400	0.3348	ARB1.5/24
				2700	0.3766	ARB1.5/27
				3000	0.4185	ARB1.5/30
Render Bead 2.5		55	0.55	2400	0.8108	ARB2.5/24
				2800	0.9460	ARB2.5/28
Render Bead 4.5		55	0.55	2400	0.8108	ARB4.5/24
				2800	0.9460	ARB4.5/28


* Minimum order quantities and lead times may apply.

BEADS & ANGLES

Backing Angles

NAME	IMAGE	WIDTH (mm)	BMT (mm)	LENGTH (mm)	APPROX KG/PIECE	SHORT CODE
Backing Angle		25	0.7	3000 *	0.9182	ABA25-070-30
				3600 *	1.1019	ABA25-070-36
		35	0.7	3000	1.2855	ABA35-070-30
				3600	1.5426	ABA35-070-36
		40	0.7	3000 *	1.4691	ABA40-070-30
				3600 *	1.7629	ABA40-070-36
		50		3000	1.8364	ABA50-070-30
				3600	2.2037	ABA50-070-36
		75	1.15	3000	2.7784	ABA50-115-30
				3000 *	4.2210	ABA75-115-30
100		3000 *	5.6090	ABA100-115-30		


Utility Angle

NAME	IMAGE	WIDTH (mm)	BMT (mm)	LENGTH (mm)	APPROX KG/PIECE	SHORT CODE
Utility Angle		28	0.3	2400	0.3354	ABA28-030-24
		40	0.3	1800	0.3613	ABA40-030-18

* Minimum order quantities and lead times may apply.

BEADS & ANGLES

Beads

NAME	IMAGE	WIDTH (mm)	BMT (mm)	LENGTH (mm)	APPROX KG/PIECE	SHORT CODE		
Plaster Stopping Bead		6	0.5	3000 *	0.6393	APSB0630		
				2400 *	0.5215	APSB1024		
				2700 *	0.5867	APSB1027		
				3000	0.6519	APSB1030		
		10		2400 *	0.5215	APSB1324		
				2700 *	0.5867	APSB1327		
				3000	0.6519	APSB1330		
				3600 *	0.7822	APSB1336		
		13		3000 *	0.6519	APSB1630		
				6	0.5	3000 *	0.5667	APCB0630
				10		2400 *	0.4722	APCB1024
						2700 *	0.5312	APCB1027
3000	0.5903	APCB1030						
13	3600 *	0.7083	APCB1036					
	2400 *	0.5006	APCB1324					
	2700 *	0.5632	APCB1327					
	3000	0.6258	APCB1330					
16	3600 *	0.7509	APCB1336					
	3000 *	0.6258	APCB1630					

* Minimum order quantities and lead times may apply.

BEADS & ANGLES

Reveal Angles

NAME	IMAGE	WIDTH (mm)	BMT (mm)	LENGTH (mm)	SHORT CODE
Reveal Angle		20	0.75	3000 •	APLRA2030
				3600 •	APLRA2036
		25		3000 •	APLRA2530
				3600 •	APLRA2536
		30		3000 •	APLRA3030
				3600 •	APLRA3036
		35		3000 •	APLRA3530
				3600 •	APLRA3536
		40		3000 •	APLRA4030
				3600 •	APLRA4036
		45		3000 •	APLRA4530
				3600 •	APLRA4536
		50		3000 •	APLRA5030
				3600 •	APLRA5036
		60		3000 •	APLRA6030
				3600 •	APLRA6036
		65		3000 •	APLRA6530
				3600 •	APLRA6536
		75		3000 •	APLRA7530
				3600 •	APLRA7536
80	3000 •	APLRA8030			
	3600 •	APLRA8036			
90	3000 •	APLRA9030			
	3600 •	APLRA9036			

• Minimum order quantities and lead times may apply.

BEADS & ANGLES

NAME	IMAGE	WIDTH (mm)	BMT (mm)	LENGTH (mm)	SHORT CODE
Reveal Angle		100		3000 *	APLRA10030
				3600 *	APLRA10036
		110		3000 *	APLRA11030
				3600 *	APLRA11036
		120		3000 *	APLRA12030
				3600 *	APLRA12036
		135		3000 *	APLRA13530
				3600 *	APLRA13536
		150		3000 *	APLRA15030
				3600 *	APLRA15036

PVC Angles

NAME	IMAGE	WIDTH (mm)	GAUGE (mm)	LENGTH (mm)	APPROX KG/PIECE	SHORT CODE
PVC Angle 90° External		32	1.2	2400	0.24	P90EXPLASTIC24
				2700	0.27	P90EXPLASTIC27
				3000	0.30	P90EXPLASTIC30



PVC Expansion Joint

NAME	IMAGE	WIDTH (mm)	GAUGE (mm)	LENGTH (mm)	APPROX KG/PIECE	SHORT CODE
PVC Expansion Joint			1.2	3000 *	0.35	PVCXJ30


* Minimum order quantities and lead times may apply.

BEADS & ANGLES



PVC Tearaway Beads

NAME	IMAGE	WIDTH (mm)	GAUGE (mm)	LENGTH (mm)	APPROX KG/PIECE	SHORT CODE
Tearaway Bead 10mm		32	1.2	3000	0.30	PTAWAYBD10/30
Tearaway Bead Shadowline 10mm				3000 •	0.30	PTAWAYBD10/30SL


PVC Render Beads

NAME	IMAGE	WIDTH (mm)	GAUGE (mm)	LENGTH (mm)	APPROX KG/PIECE	SHORT CODE
External Render Trim Bead 2.5mm		32	1.2	3000	0.32	PRTRIMEX2.5/30
External Render Trim Bead 3.5mm				3000	0.33	PRTRIMEX3.5/30

PVC Casing Beads

NAME	IMAGE	WIDTH (mm)	GAUGE (mm)	LENGTH (mm)	APPROX KG/PIECE	SHORT CODE
Casing Bead 10mm		10	1.2	2400	0.24	PVCCB10-24
				3000	0.30	PVCCB10-30
Casing Bead 13mm		13	1.2	2400 •	0.24	PVCCB13-24
				3000 •	0.30	PVCCB13-30

PVC Capping

NAME	IMAGE	WIDTH (mm)	GAUGE (mm)	LENGTH (mm)	APPROX KG/PIECE	SHORT CODE
External Capping 20mm		20	1.2	2400	0.24	PVCCA20-24
External Capping 25mm		25		2400	0.24	PVCCA25-24

ACCESS PANELS



Steel Access and Door Panels

NAME	IMAGE	WIDTH (mm)	LENGTH (mm)	APPROX KG/PIECE	SHORT CODE
Metal Door Slimline Set Bead		200	200	1	AHS1020
		300	300	1.5	AHS1030
		450	450	3	AHS1045
		530	530	4	AHS1053
		600	600	5	AHS1060
Metal Door Slimline Flanged		200	200	1	AHF1020
		300	300	1.5	AHF1030
		450	450	3	AHF1045
		530	530	4	AHF1053
		600	600	5	AHF1060

WARRANTY

KNAUF METAL PRODUCT WARRANTY



Knauf Metal supplies products that comply with the relevant Australian Standards and are warranted to be free from defects in materials or manufacture for a period of ten years for all other products, from the date of purchase, subject to the conditions stated below.



CONDITIONS OF WARRANTY:

- Our goods come with guarantees that cannot be excluded under the Australian Consumer Law. You are entitled to a replacement or refund for a major failure and for compensation for any other reasonably foreseeable loss or damage. You are also entitled to have the goods repaired or replaced if the goods fail to be of acceptable quality and the failure does not amount to a major failure.
- This warranty is non-transferable.
- This warranty only applies to products and materials which have been used or installed:
 - strictly in accordance with Knauf Metal's installation documentation current at the time of installation (available at www.knaufmetal.com.au or by calling 1300 725 675) and maintained in accordance with maintenance documentation; and
 - in projects that have been designed and constructed in strict compliance with all relevant provisions of the current National Construction Code of Australia, regulations and standards.
- The performance of all Knauf systems relies on using the nominated Knauf Metal components. Use of non-Knauf Metal components may reduce a system's fire rating, acoustic rating, structural capacity, appearance or other aspects of performance and may void this warranty.
- To the extent permitted by law, Knauf Metal limits its liability under this warranty to, at its option:
 - Replace the product or;
 - Supply an equivalent product including improved or superior products.
- A claim must be made against this warranty before use or installation if the defect could be reasonably detected. The claim must be submitted in writing within 30 days of discovering the defect and must be accompanied by proof of purchase and sent to Knauf Metal, PO Box 708, Beenleigh, Qld, Australia 4207. To contact Knauf Customer Service, email metal-orders.qld@knauf.com.au or call 1300 725 675.
- The costs associated with a claim made against this warranty (i.e. postage) are to be borne by the claimant.
- To the extent permitted by law, Knauf Metal will not be liable for any consequential loss or damage including that caused by products with manufacturing defects.
- This warranty does not apply to any products which are:
 - damaged as a result of a Force Majeure once the products are delivered;
 - repaired or altered outside Knauf Metal's premises in any way which, in Knauf Metal's judgment, affects its performance or reliability or causes any defect in the products or material;
 - damaged as a result of misuse, negligence, accident or any cause other than normal and reasonable use;
 - beyond the normal span of life for that product where less than the express warranty period.
- Knauf Metal will not be liable for claims arising due to poor workmanship, poor design, structural movement or other building movement, any service condition outside those specified as acceptable in Knauf Metal literature (available at www.knaufmetal.com.au) including contact with moisture or liquid water, or exposure to airborne contaminants.
- This warranty constitutes the entire guarantee by Knauf Metal. Except where otherwise provided by Australian Consumer Law, all other obligations, warranties, both expressed and implied are excluded to the fullest extent allowed by law.

Knauf Metal products have been installed in accordance with Knauf Metal specifications. All fields must be completed.

PROJECT NAME AND ADDRESS

INSTALLER COMPANY NAME

BUILDER COMPANY NAME

INSTALLER SIGNATURE

DATE

Please retain the original version of this warranty for your records and mail, fax or email a copy to:
KNAUF METAL CUSTOMER SERVICE DEPARTMENT PO Box 708, Beenleigh, Qld, Australia 4207. Fax: 07 3807 4317 email: metal-orders.qld@knauf.com.au

MATERIALS HANDLING & SAFETY DATA

MATERIALS

- Products manufactured by Knauf Metal are produced from zinc/aluminium/magnesium coated steel coil which is classified as a non-hazardous material.
- Some products may contain steel coated with baked polyester of epoxy finishes which are also classified as non-hazardous.

MATERIAL HANDLING AND STORAGE

- Products are supplied in varied pack and sub-pack quantities and should be handled in accordance with the recommendations contained in AS 1470 – Health and Safety at Work Principles and Practise.
- Where mechanical lifting or moving equipment is required, trained and licensed operators are to be used.
- Storage of Metal products should be in accordance with recommendations contained in Knauf Metal technical manual available in hard copy or at www.knaufmetal.com.au.
- Plaster Accessories, Trims, beads, clips and ceiling components should be stored in dry areas free from excess dirt, oil and airborne contaminants such as acid and salt spray.
- Metal wall framing sections can be stored in open areas which are environmentally-friendly and also away from airborne contaminants such as acid and salt spray.

OCCUPATIONAL HEALTH AND SAFETY

- It is a recommendation that protective clothing should be worn when handling metal products (AS 2161 – Occupational Protective Gloves).
- Persons with sensitive skin conditions should seek medical advice before prolonged handling of metal products.
- After handling steel hands should be washed before eating and for personal hygiene.
- Non-fogging goggles (AS/NZS 1336) should be worn when cutting metal sections.

SITE SAFETY TRAINING

- It is the responsibility of the contractor to ensure that site employees are trained in onsite H&S procedures as these can vary from state to state.

PRODUCT FLAMMABILITY

- Steel components - Non-flammable.
- All standard extinguishing media is suitable.

PRODUCT USAGE AND APPLICATION

- Unless otherwise advised, it will be generally considered that persons working with Knauf Metal products have been trained and instructed in the correct use and application of these products.
- Knauf Metal has available technical literature which provides information relevant to the correct use and application of these products.
- Technical literature is available in hard copy or in the form of downloadable PDF files from www.knaufmetal.com.au

DELIVERY & TRANSPORT POLICY

DELIVERY

Delivery charges apply for Metropolitan sales orders conducted by Knauf or its designated agents. Deliveries outside normal business hours are available and will incur an additional charge. Please refer to your local state office for delivery charges and for delivery service to other designated delivery areas.

Any special transport requirements i.e. gated trucks, must be stipulated at the time of order placement and no later than 48 hours prior to the requested delivery date/time. Additional charges may apply.

Any special packaging requests will incur an additional charge and lead times may apply.

Knauf will endeavor to meet all requested delivery times.

Knauf shall not be held liable for any delay in deliveries which are caused by circumstances beyond the control of Knauf.

Knauf shall not be responsible for any damages or costs directly or indirectly incurred as a result thereof.

If an order is unable to be delivered to a site as a result of an action beyond the control of Knauf, and the order is returned to the Knauf site and a delivery fee will be charged.

Product delivered by Knauf or its designated agent will be unloaded as close as practical and safe to a requested location. Due to varying site restrictions, drivers are only able to place product not more than seven (7) meters from the delivery vehicle.

It shall be the responsibility of the client to ensure that there is clear passage into and out from the requested delivery site. Knauf delivery vehicles are only permitted to unload in designated unloading areas.

DEMURRAGE

Should a delivery be held up or delayed for greater than one hour, Knauf reserves the right to charge a demurrage fee for waiting time. Waiting time will be calculated in 30 minute increments.

DAMAGED AND SHORTAGES OF PRODUCT

The customer must notify Knauf of any damage or shortages of product within 48 hours of delivery. This notification must also be followed up in writing for any further action to be taken. Once product has been delivered to the buyer or requested site, product will then be the responsibility of the buyer.

PRODUCT RETURNS

Should a situation arise where the customer is seeking to return standard product, the customer must first approach Knauf for approval. Only standard and undamaged product will be considered for return and will incur a re-stocking fee.

TERMS & CONDITIONS

TERMS AND CONDITIONS OF CREDIT AGREEMENT AND SUPPLY OF GOODS

These parties acknowledge that these conditions:

1. regulate the provision of credit from the Seller to the Buyer;
2. are incorporated into to each contract or arrangement between the Seller and the Buyer for the supply of goods to the Buyer (whether the Seller acts as manufacturer's agent or on it's own behalf) and unless expressly excluded, modified or added to in writing, apply to the contract or arrangement to the exclusion of any other terms and conditions (notwithstanding anything which may be stated verbally or in writing on the Buyer's enquiries, orders or otherwise).

1) **INTERPRETATION:** In these conditions, unless the context otherwise requires:

- a) "Buyer" means the person or company named in the sales invoice form or quotation, and shall include the plurals and in the case of an individual, his executors, administrators and assigns, and in the case of a company its successors and assigns, and in the case of a trustee, the trustee in its his own capacity and in the capacity as trustee.
- b) "Seller" means the company above named, provided however that where the sale is expressed to be made by the Seller as agent for the manufacturer named in the sales invoice form or quotation, it is acknowledged by the Buyer that the Seller acting only as agent for the manufacturer and the term "Seller" shall mean the manufacturer so named and where the context so admits or requires, shall also include the company above named as the agent of the manufacturer. These conditions of sale be read and construed accordingly
- c) "Quotation" means the form of quotation submitted by the Seller to the Buyer.
- d) "Sales invoice form" means the sales invoice form issued by the Seller to the Buyer.
- e) "Contract" means the contract for the supply of goods by the Seller to the Buyer arising from the acceptance by the Seller of the Buyer's order (whether such order is verbal or in writing, pursuant to a quotation issued by the Seller, or otherwise).
- f) Any special conditions set forth in the Quotation shall take precedence over these printed conditions so far as is necessary to resolved any conflict or inconsistency.

2) **CREDIT LIMIT:**

- a) Subject to these conditions, the Seller agrees to supply goods to the Buyer on credit to a maximum amount as is notified by the Seller to the Buyer in writing from time to time ("the Credit Limit").
- b) The Seller may at it's discretion:
 - i) vary these conditions by notice in writing to the Buyer at the address last notified to the Seller;

- ii) vary the Credit Limit ;

- iii) withdraw credit without notice to the Buyer.

3) **ACCOUNT STATEMENT:**

- a) The Seller may, at any time, issue an account statement to the Buyer setting out:
 - i) the outstanding amount for all goods supplied to the Buyer to the date of the statement;
 - ii) amounts authorised by the Buyer to the be charged to the Buyer's account;
 - iii) any interest or other amount owing or due and payable by the Buyer.
- b) The Buyer must pay the Seller the amount stated in any account statement without deduction as a debt due and payable within seven (7) days failing which the Seller may terminate the Commercial Credit Agreement, or any other contract with the Buyer (and clause 18 will apply) or may refuse to supply goods to the Buyer until the amount is paid in full.

4) **QUOTATIONS:**

- a) Unless previously withdrawn, a Quotation is valid for thirty (30) days, or such other period as it stated therein. The Quotation is not to be construed as an obligation to sell but merely an invitation to treat and no contractual relationship shall arise there from until the buyer's order has been accepted by the Seller in writing.
- b) The Seller shall not be bound by any conditions attaching to the Buyer's order or acceptance of the Quotation, unless such conditions are accepted by the Seller in writing.
- c) If the Buyer accepts the Quotation by delivery of an order form or document which stipulates or purports to impose conditions, such conditions shall not be applicable to the Contract resulting from the Quotation without such written acceptance.

TERMS & CONDITIONS

5) **PRICES:** Where the Quotation refers to goods in the Seller's current price list, or where the price is quoted as being subject to ruling prices or to escalation or otherwise subject to variation, then the price quoted is based upon the cost of the goods or items to the Seller at the date of Quotation and any other factor beyond the control of the Seller, shall together with the Seller's margin on such increased cost, be paid by the Buyer in addition to the price on the Seller's current price list or Quotation, and the increased price shall become the price for all purposes relating to the sale. If requested by the Buyer the Seller will furnish documentary evidence of the price variation caused by any of the foregoing matters.

6) **CURRENCY:** Where the goods are to be imported into Australia, any variation in the price arising from fluctuation in exchange rate will be for the buyer's account. The cost of the goods to the Seller will be ascertained at the rate ruling on the date payment is made by the Seller to the foreign manufacturer/supplier. If requested by the Buyer the Seller will furnish documentary evidence of the price variation caused by currency exchange fluctuation.

7) **CONTINGENCIES:** If, by reason of any legislation or regulation or governmental action, or other reason caused beyond the Seller's control, any charge or duty or impost or expenditures of any kind (which is not a present chargeable or applicable) is imposed or becomes payable or applicable, or is incurred upon or in respect of the goods hereby sold, it will be for the Buyer's account. Sales tax, if applicable, shall be for the Buyer's account.

8) **CHARGES BEYOND POINT OF DELIVERY QUOTED:** Unless agreed to the contrary in writing, if the Seller prepays freight, insurance, customs and import duties (if any) landing and delivery charges and all other charges in connection with shipment and delivery of the goods, then any such charges shall be to the Buyer's account. The Seller shall have the right to nominate the means of delivery unless agreed otherwise.

9) **TERMS OF PAYMENT:** The terms of payments stipulated in the quotation or sales invoice form shall strictly adhere to and time shall be of the essence. Where no terms of payment are stipulated, payment shall be made in full without deduction on the 30th day of the month following the date of supply.

10) **PAYMENT BY CREDIT CARD:** If the Buyer makes payment of any accounts by credit card, the seller shall charge (and the Buyer shall be required to pay) a surcharge equaling the amount of the merchant fee charged by the Seller's bank. Such surcharge is the amount representing 2.0% of the amount paid by credit card ("the Surcharge"). If the surcharge is ever reduced or increased by the Seller's bank, that reduction or increase shall be passed on to the Buyer.

11) **DISCOUNTS:** The Seller reserves the right to cancel all trade

discounts or rebates in the event that the Buyer fails to comply with these terms and conditions as to payment. In that event, the price for the goods shall be increased by the amount of the trade discount or rebate.

12) **SHIPMENT AND DELIVERY:** Upon acceptance of an order the Seller will seek confirmation of the period of shipment or delivery. If the confirmation shows that any variation has occurred in the quoted period, the Seller will inform the Buyer and, unless within seven (7) days of such information being given to the Buyer, the Buyer objects in writing, the period of shipment or delivery stipulated in the confirmation will be contractual period for shipment or delivery. If the Seller or manufacturer is prevented by any circumstances beyond its control from shipping or delivering within the stipulated time, such time will be extended for a reasonable period after such circumstances have ceased to operate and any delay caused shall not be grounds for cancellation or for any claim for damages or compensation.

13) **MANUFACTURER'S CHANGES:** where goods are ordered from information supplied by a manufacturer or supplier (other than the Seller) the Seller shall not be liable to the Buyer for any alterations or amendments made by the manufacturer or supplier without notice to the Seller.

14) **PART DELIVERIES:** Unless agreed to the contrary in writing the Seller reserves the right to make part deliveries of any goods and each part delivery shall constitute a separate contract for the sale of goods (upon the conditions herein contained). Failure to make a delivery of the total order shall not invalidate the contract as regards other deliveries. Where the Seller makes part delivery, the Seller may invoice the Buyer for the goods delivered on each separate delivery. The Seller shall have no obligation to make any further delivery until such time as any moneys outstanding by the Buyer to the Seller for any previous deliveries shall have been paid in full and the Seller may furthermore, at its discretion, treat the Buyer as having repudiated any of all subsisting contract between the Seller and the Buyer.

15) **PASSING OF RISK:** Risk in goods supplied by the Seller passes to the Buyer upon delivery by the Seller at the place for delivery set out in the contract or nominated by the Buyer regardless of whether the goods have been received, received, accepted or acknowledged by the Buyer.

16) **PASSING OF PROPERTY:**

TITLE (EQUITABLE AND LEGAL) in the goods shall not pass to the Buyer until the Price and any other monies owing have been paid in full. While The Seller retains full legal and equitable title in the Goods pursuant to this clause:

(a) The Buyer shall not bail, pledge, mortgage, charge, grant a lien over, lease or assign the Goods or grant any other security over them;

TERMS & CONDITIONS

(b) The Seller shall, if the Buyer has defaulted in paying the Price, have the right to enter the Premises where the Goods are stored and take possession of the Goods;

(c) The Seller authorises the Buyer to sell the Goods as The Seller's agent for the account only of The Seller. Proceeds of the sale are the property of The Seller and the Buyer will hold such proceeds for and on behalf of The Seller in a fiduciary capacity;

(d) The Buyer shall notify The Seller in writing of any intended sale of the Buyer's business which includes or purports to include Goods not paid for as part of the Buyer's stock in trade; and

(e) The Buyer shall store the Goods separately so as to identify the Goods the property of The Seller and insure the Goods the property of The Seller for their full replacement value.

17) **INSTALLATION:**

The Seller's offer is based on a supply only basis, installation and commissioning (if any) is at the expense of the Buyer unless specified otherwise in writing by the Seller.

18) **CANCELLATION OF CONTRACT:**

Unless otherwise expressly provided in the documents constituting the Contract, the Buyer, shall have no right to cancel the Contract. If a right of cancellation is expressly reserved to the Buyer, such right of cancellation must be exercised by notice in writing from the Buyer to the Seller not later than seven (7) days prior to the estimated date of shipment by the manufacturer of the Seller as the case may be. Unless otherwise agreed between Buyer and Seller, upon cancellation prior to shipment any deposit paid by the Buyer under the Contract shall be absolutely forfeited to the manufacturer or the Seller (as the case may be).

19) **DEFAULT BY BUYER:** In any case where the Buyer fails to observe the provisions of this Contract including payment of the purchase price (or any installments there of) and such default should continue for a period of seven (7) days after notice in writing from the Seller requiring the Buyer to ratify such default, or if the Buyer should be made bankrupt, or in the case of a company, suffer the appointment of a receiver or an order for liquidation, the Seller shall be at liberty thereafter by notice in writing to the Buyer to terminate this contract and to bring an action for damages against the Buyer for breach. Upon such termination the Seller shall be released from all further obligations to comply with any outstanding obligations of the Seller hereunder and shall have no liability whatsoever to the Buyer arising out of the contract. Without limiting the generality of the foregoing the Seller shall also be at liberty to exercise the rights reserved to the Seller under Clause 16 hereof. The damages recoverable by the Seller against the Buyer consequent upon termination, shall consist of an amount equal to the purchase price together with any other costs (including interest

as herein provided), and all expenses, costs and or disbursements incurred in recovering any overdue monies, including debt collection fees, solicitors' fees (on an indemnity basis) and all legal costs incurred by the Seller as a consequence of the Buyer's default, less the amount of any monies paid to the Buyer under the Contract and less the net proceeds of sale (if any) recovered by the Seller upon the resale of any goods repossessed.

20) **OUTSIDE INTERFERENCE:** The Seller shall not be liable to the Buyer whatsoever for any defect, loss, damage or delay caused by strikes, lock-out, damage to or break-down of plant, Government interference, earthquake, civil commotion, force or any other cause beyond the control of the Seller.

21) **SELLER'S RIGHT TO CHARGE INTEREST:** In the event that the Buyer should not make payment of any monies due under any invoice issued by the Seller within the due time for payment specified therein, the Buyer hereby agrees to pay interest at the rate equivalent to the rate attributable to the RBA rate for 90 day bank bills as published by the Australian Financial Review on the due date plus ten (10) percent and calculated on a daily basis from the due date until payment is made, or judgment, as the case may be.

22) **DIMENSIONS, PERFORMANCE DATE AND OTHER DESCRIPTIVE DETAILS:**

a) Photographs, drawing, illustrations, weights, dimensions and any other particulars accompanying associated with or given in either the quotation or the descriptive literature or catalogue represent generally the goods offered but subject to alteration without notice by the Manufacturer, and the Seller is not bound as to the details or the accuracy thereof.

b) Any performance date provided by the Seller or the Manufacturer is an estimate only and is valid only to the extent to which it is related to and based on information given in writing by the buyer to the Seller prior to this quotation and on no other information, knowledge, representation, facts or opinion, however given or expressed.

c) Notwithstanding that the Seller may, at the Buyer's request, assist the Buyer to reach a decision with respect to the purchase of the goods the subject of this contract (whether by way of representation, statement, information or advice, and whether of a technical nature or otherwise), it is hereby agreed that responsibility for the final decision to purchase shall rest in respects solely with the Buyer and the Buyer acknowledges that it does not rely on the Seller's skill and judgement in selecting the goods the subject of the contract.

d) Unless agreed to the contrary in writing, the Seller reserves the right to supply an alternative brand or substitute product when reasonably necessary.

TERMS & CONDITIONS

23) WARRANTY:

- a) All goods supplied are covered by such warranty as is specified by the manufacturer and supplied subject to the product standards detailed by the manufacturer and shall apply to the sale of the goods.
- b) The Buyer shall immediately notify the Seller in writing upon discovery of any defect in the goods. The Buyer shall not carry out any remedial work to alleged defective without first obtaining the written consent of the Seller so to do.
- c) The only conditions and warranties which are binding on the Seller in respect of the state, quality or condition of the goods supplied by it to the Buyer are those imposed and required to be binding by statutes (including the Trade Practices Act 1974) and to the extent permitted thereby the liability, if any of the Seller arising from the breach of such conditions of warranties shall at the Seller's option, be limited to and completely discharged by either the replacement or the repair by the Seller of the goods supplied to the Buyer and otherwise all other conditions and warranties whether express or implied by law in respect of the state, quality or condition of the said goods which may apart from this clause be binding on the Seller are hereby expressly excluded and negated.
- d) The Buyer expressly acknowledges and agrees that the Seller is not liable for any advice given by its agents or employees in relation to the suitability for any purpose of goods or materials supplied by the Seller and all such advice relied upon is at the Buyer's risk.

24) ACCEPTANCE:

- a) The Buyer will be responsible for immediate examination of the goods after arrival at the place of delivery and the Seller shall accept or may otherwise be required by law not be liable for any claim for which it would otherwise be liable in respect of damaged goods including goods damaged in the course of transit.
- b) The Buyer shall be deemed to have accepted the goods to be of the description, quality and quantity ordered unless particulars of any claim are notified to the Seller in writing with forty-eight (48) hours after arrival of goods at the place of delivery.
- c) The Seller will not accept return of goods unless the Seller authorizes such return. A restocking fee may be charged to the Buyer where applicable
- d) Products specially purchased, manufactured, machined or cut to size or to Buyer's specifications are not returnable.
- e) To remove doubt, the Seller discharges its obligations under the contract by delivering the goods the subject of the contract to the Buyer at the place stated in the Contract or nominated by the Buyer during normal business hours or such other time agreed by the parties. If the Buyer does not take delivery, or rejects the goods on grounds not expressly authorised under the Contract, the Seller may effect delivery by leaving the goods on or about the place for delivery and is deemed to have discharged its obligations under the Contract.

25) LIABILITY OF SELLER:

- a) Except as provided in the preceding clauses the Seller shall not be under any liability, whether in contract, tort or otherwise in respect of defects in goods delivered or for any injury, damage or loss resulting from such defects or from any work done in connection therewith except to the extent that any statute applicable of these conditions prevents the exclusion, restriction or modification of such conditions of warranties.
- b) Notwithstanding any other provisions of the Contract the Seller shall not be liable to the Buyer for any loss of profit or of contract however arising nor shall the Sellers be under any liability whether in contract, tort or otherwise nor for any injury, damage or loss save as is expressly provided in these conditions.
- c) Where goods are manufactured to the Buyer's specification the Buyer indemnifies the Seller against any liability to or action by a third party for infringement or alleged infringement of a patent, registered design, trademark or copyright.

26) **INDEMNITY:** The Buyer must indemnify the Seller, and the Seller's officers, agents and employees (including, but not limited to, any legal costs of the Seller on an indemnity basis), against claims in respect of breach of contract, personal injury or death to any person, or loss or damage to any property, whether arising as a result of negligence, breach of statutory duty or otherwise, which are a consequence of any act or omission of the Buyer or any person for whom the Buyer is responsible.

27) CHARGE:

- a) The Buyer charges all of the Buyer's interest in land, including land which the Guarantor obtains an interest in after the date of this guarantee, and all of the Buyer's real property as security for the performance by the Buyer of its obligations under the Contract.
- b) If requested by the Seller in writing, the Buyer must immediately deliver to the Seller an executed mortgage in registrable form, or such other instrument of security as the Seller may reasonably require, in respect of such of the Buyer's land as is specified by the Seller.
- c) The Buyer is to pay the Seller on demand all stamp duty and registration fees that are payable or paid on any caveat or mortgage that is lodged for registration and the removal or release of any such caveat or mortgage.

28) **APPLICABLE LAW:** This Contract is governed by and must be interpreted in accordance with the laws for the time being in force in the State of Queensland, and each Partner submits to the non-exclusive jurisdiction of the courts of or exercising jurisdiction in that State. The clause headings hereto shall not affect the construction hereof. If any of the provisions of the contract are unlawful or invalid under any applicable statute or rule of law, does not void the context of the Contract.



Sales: 1300 725 675

Queensland (Head Office)

Cnr Quindus St & Spanns Rd
Beenleigh Qld 4207

Metal-orders.qld@knauf.com.au

New South Wales

203 Miller Road
Villawood NSW 2163

Metal-orders.nsw@knauf.com.au

Victoria

55 Zenith Road
Dandenong Vic. 3175

Metal-orders.vic@knauf.com.au

South Australia

102 Portrush Road
Payneham South SA 5070

Metal-orders.sa@knauf.com.au

Western Australia

27 Somersby
Welshpool WA 6106

Metal-orders.wa@knauf.com.au

Knauf Metal

ABN 61 003 621 010
Cnr Quindus St & Spanns Rd
Beenleigh Qld 4207

Customer Service 1300 725 675
knaufmetal.com.au

Knauf Plasterboard Pty Ltd

ABN 61 003 621 010
31 Military Road
Matraville NSW 2036

Customer Service 1300 724 505
knaufplasterboard.com.au